



---

## **IMPLEMENTATION GUIDE**

# **Use of Product Code Data Structure [003]**

## **Tissues**

---

Version 1.0.0

**January 2011**

Tracking Number ICCBBA IG-020

## Standards Committee

**Paul Ashford, MSc. CEng. CSci.**  
Executive Director  
ICCBBA

**Wayne Bolton, B.App.Sc., M.App.Sc.**  
Australia

**Suzanne Butch, MA, MT(ASCP)SBB**  
USA

**Deirdre Fehily, PhD**  
Italy

**Jørgen Georgsen, MD**  
Denmark

**Suzy Grabowski, BA, BB(ASCP)SBB**  
USA

**Mario Muon, MD**  
Portugal

**Ineke Slaper-Cortenbach, PhD**  
Netherlands

**Izabela Uhrynowska-Tyszkiewicz, MD, PhD**  
Poland

**Diane Wilson, RN**  
USA

### Editor

**Pat Distler, MS, MT(ASCP)SBB**  
Technical Director  
ICCBBA



Published by:  
ICCBBA

PO Box 11309, San Bernardino 92423-1309 CA USA

**Warranty**

ICCBBA provides no warranty that the use of ISBT 128 is suitable for any particular purpose and the selection, use, efficiency, and suitability of ISBT 128 is the sole responsibility of the Licensed User.

**Liability**

ICCBBA's liability is limited to that specified in the ICCBBA License Agreement which is available on the ICCBBA Website. Under no circumstances shall ICCBBA's liability exceed the current annual license fee, and ICCBBA will in no circumstances be liable for any damages whatsoever, including without limitation damages for loss of data, business or goodwill, or any other consequential losses of any nature arising from the use of ISBT 128.

**COPYRIGHT NOTICE AND LICENSING INFORMATION**

ISBT 128 is not in the public domain and is protected by law. Implementation of ISBT 128 requires the end-user to register with ICCBBA and to pay an annual license fee. License fees are established by the ICCBBA Board of Directors to cover the expenses of maintaining and extending ISBT 128, and making available current versions of the documents and database tables that are needed to implement this *Standard*.

This *Standard* is intended for the use of those implementing ISBT 128, regulatory agencies, and software developers and other manufacturers that support end-users.

Although it is made available to anyone wishing to obtain a copy, national "*Guidelines*" describing its use in a particular country may be an additional source of information for the end-user. If such "*Guidelines*" exist, they must be consulted because there are options in ISBT 128, and country-specific information pertaining to the particular use of such options will only be found in such "*Guidelines*."

Any use of this *Standard*, or the accompanying database tables, by other than registered and licensed facilities, or facilities that have obtained their computer software from a registered and licensed developer, is strictly forbidden. Copying any portion of the *Standard*, or of any accompanying database table, either in electronic or other format, without express written permission from ICCBBA is strictly forbidden. Posting of any portion of the *Standard*, or of any accompanying database table, to any online service by anyone other than ICCBBA is strictly forbidden.

There are no guarantees or warranties attached to this *Standard* other than that ICCBBA agrees to furnish registered and licensed end-users with the most up-to-date information available. Successful implementation of this *Standard*, and use of any accompanying database table(s), depend(s) upon the correct incorporation of the rules and table contents into the software used by or provided to the registered and licensed facility. ICCBBA makes no other warranties of any kind, whether expressed or implied, including any implied warranty of merchantability or fitness for any particular purpose. Further information can be found at [www.iccbba.org](http://www.iccbba.org).

## Table of Contents

1	Introduction .....	5
1.1	Purpose .....	5
1.2	Scope .....	5
1.3	Intended Audience .....	5
1.4	Normative Reference .....	5
1.5	Other Reference .....	5
1.6	Background.....	5
2	Product Code Data Structure [003] .....	7
3	Product Description Codes.....	9
3.1	Internationally Standardized Product Description Codes.....	9
3.1.1	Terminology.....	9
3.1.2	Structure of Product Descriptions within the Database.....	10
3.1.3	Product Description Codes Database .....	12
3.1.4	Selecting Product Description Codes.....	17
3.1.5	Requesting New Tissue Product Description Codes .....	24
3.2	Product Codes Designated for Local or National Use .....	29
4	Division or Pack Codes .....	30

## Figures

Figure 1	Product Code .....	8
Figure 2	Product Code Lookup Program – Search by Characteristics.....	21
Figure 3	Product Code Lookup Program – Search by Code.....	22
Figure 4	On-Line Request Form.....	26
Figure 5	Examples of Drop-Down Menus.....	27
Figure 6	Examples of Attribute Drop-Down Menus.....	28
Figure 7	Product Code .....	30

## Tables

Table 1	Class Table .....	13
Table 2	Excerpt from Class Table .....	13
Table 3	Attribute Table.....	14
Table 4	Excerpt from the Attribute Table .....	14
Table 5	Product Description Table .....	15

---

Table 6 Excerpt from the Product Description Table .....	15
Table 7 Version Table .....	16
Table 8 Example of Version Table .....	16
Table 9 Example of Class Table.....	18
Table 10 Example of Attribute Table .....	19
Table 11 Example of Product Description Table.....	20
Table 12 Products Prepared from a Single Donation Event.....	31

# 1 Introduction

## 1.1 Purpose

The purpose of this document is to provide detailed information about ISBT 128 product coding for tissues. Specifically, it explains:

- the Product Code Data Structure [003] in detail,
- the structure of the data base that supports the product description code,
- how to select an appropriate product description code, and
- how to request new product description codes.

## 1.2 Scope

This document is a supplement to the *ISBT 128 Standard Technical Specification*. It provides guidance for tissue banks for the use of the Product Code Data Structure [003]. It applies only to tissue products (product description codes that begin with the letter “T”).

## 1.3 Intended Audience

The intended audience of this document is staff at facilities of tissue banks (managers, information technology, quality, validation and laboratory), software developers, and vendors of equipment and supplies used by tissue facilities.

## 1.4 Normative Reference

*ISBT 128 Standard Technical Specification*  
*Standard Terminology for Blood, Cellular Therapy, and Tissue Product Descriptions*

## 1.5 Other Reference

*Implementation Guide: Use of Dimensions Data Structure [029]*

## 1.6 Background

A *Specification, ISBT 128*, for labeling blood products was developed by the International Society of Blood Transfusion Working Party on Automation and Data Processing [subsequently renamed the Working Party on Information Technology (WPIT)] and published by ICCBBA in 1995. Originally developed as a coding and labeling standard for blood, ISBT 128 has demonstrated its suitability for use by cell and tissue facilities.

The United Kingdom Blood Transfusion Services/National Institute for Biological Standards and Controls Standing Advisory Committee on Information Technology was the first to consider using a structure based upon the ISBT 128 Product Code model. Intended initially as a national code, the proposal was taken forward by ICCBBA as an international standard. Some facilities in other countries (Poland, Denmark, the Netherlands, and Canada) have since implemented ISBT 128 for tissues.

Given the frequency of shipment of human tissues across national borders, a great deal of interest in a truly international system of coding and labeling for tissues has developed. To expand the ISBT 128 standard to meet this need, ICCBBA has established Technical Advisory Groups comprising experts in the field of tissue banking.

Currently, there are three technical advisory groups that work with ICCBBA to maintain and expand the standard for use with human tissues. These groups are:

- The European Tissue Technical Advisory Group (ETTAG)
- The Eye Bank Technical Advisory Group (EBTAG)
- The North American Tissue Technical Advisory Group (NATTAG) (jointly sponsored by the American Association of Tissue Banks)

Additional groups will be established as needed in specialty areas such as reproductive medicine and organ transplant.

The activities of these advisory groups are summarized on the ICCBBA Website in the Tissues Subject Area.

## 2 Product Code Data Structure [003]

**Purpose:** Data Structure [003] shall identify a product intended for human use according to the ISBT 128 scheme of Class, Modifier, and Attribute(s) and optionally to encode information about whether or not the product has been divided.

**Structure:** =<αoooo tds.

Element	Length	Type
=	1	data identifier, first character
<	1	data identifier, second character
α	1	Alphabetic {A–Z} See below
oooo	4	numeric {0–9}
t	1	alphanumeric {A–Z; a–z; 0–9} (Depends on value of α, see below)
d	1	Alphanumeric {A–Z; 0–9}, (Depends on value of α, see below)
s	1	Alphanumeric {a–z; 0–9} (Depends on value of α, see below)

The eight (8)-character data content string, **αoooo tds** shall be encoded and interpreted as follows.

**αoooo** shall specify the product description code and shall be encoded and interpreted by reference to the product description code database table published and maintained by ICCBBA in the password-protected area of the ICCBBA Website.

**α** shall specify the following product groups:

- E or F - blood components;
- S - cellular therapy products;
- T - tissues;
- X - derivatives; and
- A-D - national or local codes (see 3.2, Page 29).

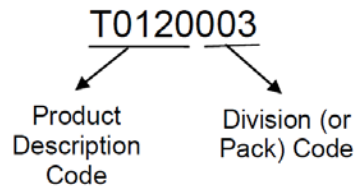
oooo shall only be interpreted, when combined with **α**, through reference to the Product Description Code database.

**tds** The encoding and interpretation of **tds** shall depend upon the value of **α**. If **α** is T, **tds** shall specify a 3-digit number of divisions/packs of the product. These three characters provide a means to uniquely identify multiple occurrences of tissue products identified with the same product description code and derived from the same donation event. If multiple divisions/packs do not exist, **tds** shall be set to 000 (three zeroes).

If  $\alpha$  is A-D, tds is not defined. If tds is set to something other than 000, it shall be defined in conjunction with the national/local code assignment.

Thus the full Product Code is eight characters long, with a five-character product description code and a three-character division/pack code as shown in Figure 1.

Figure 1 Product Code



## 3 Product Description Codes

### 3.1 Internationally Standardized Product Description Codes

The first five characters of the product code provide a description of the tissue product. The products are described through the use of tissue Class, Modifier, and Attributes. Each of these characteristics that make up the tissue product description is defined in the document: *Standard Terminology for Blood, Cellular Therapy, and Tissue Product Descriptions*.

In general, the descriptions included in the ISBT 128 database tables are intended for use in final product labeling. A “final product” is defined as a product appropriate for transfer from the recovery and/or processing facility inventory to some other inventory. However, with the use of the “For Further Processing” Attribute, facilities may optionally use ISBT 128 product codes internally from the time of the recovery of tissue.

An outdate period is not defined in the description since each country determines the permissible period after recovery or further processing during which the tissue product may be used.

The product description code does contain information about manufacturing, but is not intended to be a complete record of all processing steps; that is, it is not a portable data file of the manufacturing process.

#### 3.1.1 Terminology

The product description code uniquely defines a tissue product in terms of its characteristics. All products have a Class; products may also have a Modifier and/or one or more Attributes.

##### 3.1.1.1 Class and Modifier

Class — a general description of tissue products (such as Femoral Head, Ground Bone, Cortical Bone Ring)

Modifier — a description that distinguishes the processing method and storage state of the tissue Class (such as Frozen, Freeze Dried, Cryopreserved)

##### 3.1.1.2 Attributes

Attributes provide additional information about the tissue product. Tissues thus may be further described through the addition of one Attribute variable from one or more Attribute groups.

Tissue Attributes are organized into groups:

- Nominal Granule Size — indicates granule size for ground products.
- Sterilization — indicates the method used to sterilize the product.
- Unit of Issue — indicates whether the product is supplied as a single unit or as a pack of more than one unit.

- Usage — indicates whether the unit is for direct use or for further manufacture.
- Anatomical Position – describes the relative position of the product.

Attribute groups, default values:

For the purposes of these tissue product descriptions, unless otherwise stated, it is assumed that the “default” state applies. The default state specifies that:

- No information as to granule size is provided
- The product has not been sterilized
- No information is provided as to the packaging of the product
- No information is provided as to the status of the product
- No information is provided as to the relative position of the product

The document *Standard Terminology for Blood, Cellular Therapy, and Tissue Product Descriptions* provides complete descriptions of currently defined tissue Classes, Modifiers, and Attributes.

### 3.1.2 Structure of Product Descriptions within the Database

Once defined, product descriptions are placed into a reference table database. Each description is assigned a unique five-character product description code for electronic communication. Although there is no structure to the five-character product description code, the description of the product within the database is rigidly structured. Each product is defined in the ICCBBA database minimally in terms of its Class.

The Class and Attributes are separated in the product name by the “|” delimiter:  
CLASS|Attribute

For example:

Product Description Code	Description
T0128	FEMORAL SHAFT, LEFT For further processing

If a Modifier applies, it is included with the Class: Modifier CLASS|Attribute

For example:

Product Description Code	Description
T0001	Frozen FEMORAL HEAD Single

Attributes may be used to further describe the product. Only one variable from each Attribute group may be used. Attributes are also separated by the “|” delimiter: Modifier CLASS|Attribute|Attribute.

For example:

Product Description Code	Description
T0063	Demineralized Freeze Dried GROUND BONE Irradiated Medium Powder $\geq 1.2 \leq 2.0$ mm
T0064	Demineralized Freeze Dried GROUND BONE ETO Medium Powder $\geq 1.2 \leq 2.0$ mm
T0065	Demineralized Freeze Dried GROUND BONE Irradiated Fine Powder $\geq 0.1 < 1.2$ mm

The order in which the Attributes appear in the description field of the database is: Anatomical Position, Usage, Unit of Issue, Sterilization, and Nominal Granule Size.

The order in which text appears in the description field of the database does not specify the order in which Attributes will appear as label text. Since this can be country-specific, national guidelines as to the placement of label text should be consulted.

### 3.1.3 Product Description Codes Database

#### 3.1.3.1 Structure of Database

The product description codes database consists of four tables:

- Class (Class and Modifier)
- Attribute (Attribute groups and variables)
- Product Description (product description codes and descriptions)
- Version (version number)

The tables are distributed as a Microsoft Access® database or as four comma-delimited text files that can be imported into the database program of choice. The files may be found in the password protected area of the ICCBBA Website. The Access file is called:

Product Description Codes Database – Access 2000

The text files are called:

Text – Attribute  
Text – Class  
Text – Description  
Text – Version

*Note: The Product Description Codes Database table structures are currently under review and are likely to change in the future. The proposal for change will be reviewed by the Technical Advisory Groups in the normal manner, and efforts will be made to minimize impact on users of these tables.*

Table 1 Class Table

Field	Field Type	Field Size	Description
NAMECODE	Text	3	Obsolete -- Field is to be depopulated in the near future.
MODIFIER	Text	35	Modifier relates to a set of conditions that distinguishes members of the same component Class, e.g., Washed, Frozen, etc.
CLASS	Text	36	The basic naming system adopted for products in ISBT 128
NAME	Text	75	The unique name produced by combining the Modifier and the Class
UNIQUE NAMECODE	Text	4	Unique identifier for the Class/Modifier combination
RETIREDATE	Text	11	Date on which it was recommended that code no longer be used for new products. Code is maintained in the database for backward compatibility. Format is DD MMM YYYY. The field is blank for current codes.

Table 2 Excerpt from Class Table

NAMECODE	MODIFIER	CLASS	NAME	UNIQUE NAMECODE	RETIRE DATE
001		AMNIOTIC MEMBRANE, LARGE	AMNIOTIC MEMBRANE, LARGE	T001	
002	Cryopreserved	AMNIOTIC MEMBRANE, LARGE	Cryopreserved AMNIOTIC MEMBRANE, LARGE	T002	
003	Decontaminated Frozen	AMNIOTIC MEMBRANE, LARGE	Decontaminated Frozen AMNIOTIC MEMBRANE, LARGE	T003	
004	Freeze Dried	AMNIOTIC MEMBRANE, LARGE	Freeze Dried AMNIOTIC MEMBRANE, LARGE	T004	
005	Glycerolized	AMNIOTIC MEMBRANE, LARGE	Glycerolized AMNIOTIC MEMBRANE, LARGE	T005	

Table 3 Attribute Table

Field	Field Type	Field Size	Description
ATTRGRP	Text	1	Identifier for Attribute group. <i>Note: This field does not provide unique identifiers and has been replaced with the UNIQUE ATTRFORM field.</i>
ATTRVAR	Text	2	Identifier for Attribute variable within a group.
ATTRNAME	Text	50	Description of the Attribute group and variable (note: the group description is in the row with a variable value of zero).
ATTRFORM	Text	3	Obsolete – Field is depopulated
UNIQUE ATTRFORM	Text	4	Unique identifier for the Attribute value combining the product type, Attribute group, and variable.
RETIREDATE	Text	11	Date on which it was recommended that code no longer be used for new products. Code is maintained in the database for backward compatibility. Format is DD MMM YYYY. The field is blank for current codes.

Table 4 Excerpt from the Attribute Table

ATTRGRP	ATTRVAR	ATTRNAME	ATTRFORM	UNIQUE ATTRFORM	RETIREDATE
W	0	Usage		TW0	
W	1	Default: Not defined		TW1	
W	2	For further processing		TW2	
X	0	Unit		TX0	
X	1	Default: Not defined		TX1	

Table 5 Product Description Table

Field	Field Type	Field Size	Description
PRODDDESCRIPCODE	Text	5	The unique product code for the product
NAMECODE	Text	3	Obsolete -- Field will be depopulated in the near future.
COMBATTRFORM	Text	60	Obsolete -- Field is depopulated.
PRODDDESCRIP0	Text	254	The description of the product in structured format
CODEDATE	Text	11	The date the code was assigned. Format is DD MMM YYYY.
PRODDDESCRIP1	Text	254	Field available for national descriptions, not populated by ICCBBA
PRODCODEFORM	Text	50	Obsolete -- Field is depopulated.
PRODDDESCRIPCODEFORM	Text	65	Unique formula for the product comprising the Class description (corresponds to UNIQUE NAMECODE in the Class Table) and the combined Attribute codes (corresponds to UNIQUE ATTRFORM in the Attribute Table)
RETIREDATE	Text	11	Date on which it was recommended that code no longer be used for new products. Code is maintained in the database for backward compatibility. Format is DD MMM YYYY. The field is blank for current codes.

Table 6 Excerpt from the Product Description Table

PRODD ESCRIP CODE	NAME CODE	COMBATTR FORM	PRODDDESCRIP0	CODEDATE	PRODD SCRIP1	PRODCODEF ORM	PRODDDESCRIPCODEFO RM	RETIRE DATE
T0001	055		Frozen FEMORAL HEAD Single	14 FEB 2001			T055TX2	
T0002	055		Frozen FEMORAL HEAD Single Irradiated	14 FEB 2001			T055TX2TY3	
T0003	056		Cleaned Frozen FEMORAL HEAD Single Irradiated	14 FEB 2001			T056TX2TY3	
T0004	057		Freeze Dried FEMORAL HEAD Single ETO	14 FEB 2001			T057TX2TY2	

Table 7 Version Table

Field	Field Type	Field Size	Description
Version Number	Text	50	The version number of the product database
Date	Text	11	The date issued (DD MMM YYYY)

Table 8 Example of Version Table

Version Number	Date
3.44.0	01 NOV 2010

### 3.1.3.2 Queries

There are a number of queries that are available for the product description code database that can assist the user by focusing on only the information needed. These Queries are:

- Attribute (Blood Component)
- Attribute (HPCs)
- Attribute (Tissues)
- Class (Blood Components)
- Class (HPCs)
- Class (Tissue)
- Product Description (Blood Components Active and Retired)
- Product Description (Blood Components Active)
- Product Description (HPC Active and Retired)
- Product Description (HPC Active)
- Product Description (Tissues Active and Retired)
- Product Description (Tissues Active)

By utilizing the Product Description (Tissues Active), the user can filter out Blood, Cellular Therapy, and retired Tissue product description codes (see 3.1.4.1) and quickly view only those product description codes that are relevant.

## 3.1.4 Selecting Product Description Codes

### 3.1.4.1 “Retired” Codes

Over time, codes may become inappropriate, redundant, or errors may be discovered. As a result, a mechanism must exist to discontinue future use of these codes. However, because products may exist in inventories across the world, the codes must be retained in the database for backward compatibility.

To accomplish this goal, a column exists in the ICCBBA database to indicate such codes. This “Retired Date” column indicates the date on which ICCBBA recommended the codes no longer be used for new products. Software should be written to recognize these codes, but not assign them to newly created products. It is understood that facilities must be given time to retire codes after ICCBBA has made its recommendation. Currently, no tissue codes have been retired.

### 3.1.4.2 Level of Detail

Following national guidelines, facilities can determine the level of detail that must be encoded into an electronically readable format according to the needs of its customers. For example, a facility may choose to use a product description that only includes just Modifier and Class (e.g., Demineralized Ground Bone). Or, they may select a product description that includes an Attribute describing the size of granules in the Demineralized Ground Bone product (e.g., Medium Powder  $\geq 1.2 \leq 2.0$  mm).

*Note: For even more detail about the dimensions of a tissue product (volume, length, height, depth, etc.), another data structure, Dimensions Data Structure [029] may be used. For more information on the use of this data structure, see the ISBT 128 Standard Technical Specification and Implementation Guide: Use of the Dimensions Data Structure [029].*

During implementation of ISBT 128, a facility may decide that use of the ISBT 128 Donation Identification Number is a logical first step. In order to provide traceability (which requires a unique combination of the Donation Identification Number and Product Code), a facility may decide to use a generic product code (T0000 which is Donated Human Tissue) and a division number uniquely identifying each product made from the donation (see Table 12, Page 31).

### 3.1.4.3 Using Formulas to Locate Product Description Codes

Searching for the correct product code can be simplified by the use of the formulas shown in the PRODESCRIPCODEFORM column of the Product Description Table of the database.

ISBT 128 product codes are created by stringing together Classes, Modifiers, and Attributes. Each Class, Modifier, and Attribute is given a code and the codes are strung together to create the formula.

For example, Table 9 shows an example from the Class table. The last column (UNIQUE NAMECODE) shows T009 for Freeze Dried Amniotic Membrane, Small.

Table 9 Example of Class Table

NAMECODE	MODIFIER	CLASS	NAME	UNIQUE NAMECODE	RETIREDATE
007	Cryopreserved	AMNIOTIC MEMBRANE, SMALL	Cryopreserved AMNIOTIC MEMBRANE, SMALL	T007	
008	Decontaminated Frozen	AMNIOTIC MEMBRANE, SMALL	Decontaminated Frozen AMNIOTIC MEMBRANE, SMALL	T008	
009	Freeze Dried	AMNIOTIC MEMBRANE, SMALL	Freeze Dried AMNIOTIC MEMBRANE, SMALL	T009	

On the Attribute table are variable codes for the groups. For example, in Table 10 TY3 is the code in the fifth column (UNIQUE ATTRFORM) for Irradiated.

Table 10 Example of Attribute Table

ATTRGRP	ATTRVAR	ATTRNAME	ATTRFORM	UNIQUE ATTRFORM	RETIREDATE
Y	0	Sterilization		TY0	
Y	1	Default: not sterilized		TY1	
Y	2	ETO		TY2	
Y	3	Irradiated		TY3	
Y	4	Peracetic Acid		TY4	

If the product code being sought is for Freeze Dried Amniotic Membrane, Small, that has been irradiated, its formula is created by stringing together the codes without spaces:

Freeze Dried Amniotic Membrane, Small = T009  
Irradiated = TY3

The product description code formula is thus T009TY3 (see the eighth column, PRODDDESCRIPCODEFORM, in Table 11).

The product description code is then found in the first column in Table 11 (PRODDDESCRIPCODE). For this product, the product description code is T0111.

Table 11 Example of Product Description Table

PRODESCRIP CODE	NAME CODE	COMBATTR FORM	PRODESCRIP0	CODEDATE	PRODESCRIP1	PRODCODE FORM	PRODESCRIPCODE FORM	RETIRE DATE
T0110	007		Cryopreserved AMNIOTIC MEMBRANE, SMALL	14 FEB 2001			T007	
T0111	009		Freeze Dried AMNIOTIC MEMBRANE, SMALL Irradiated	14 FEB 2001			T009TY3	
T0112	008		Decontaminated Frozen AMNIOTIC MEMBRANE, SMALL	14 FEB 2001			T008	
T0113	218		Cryopreserved AORTIC PATCH	01 JUL 2006			T218TX3	

This formula can be used in the Microsoft Access® database to search for the needed product code by typing the formula (T009TY3) into the search field.

There are other columns in each database table (e.g., COMBATTRFORM in the above table) that have now become obsolete and are no longer populated.

Tissue codes are found after blood and cellular therapy codes in the full database tables. Or, for convenience, users may find the databases for blood, cellular therapy, and tissues listed separately in the Queries section of the Product Code Description database.

### 3.1.4.4 Using the Product Code Look-up Tool to Locate Product Description Codes

A tool that may be used to find product codes is available on the ICCBBA Website (under the Lookup Tools tab). It is called:

#### Find Product Information

When the program is downloaded along with text files (Text – Attribute, Text – Class, Text – Product Description), product description codes may be identified by entering product characteristics into a table with dropdown menus.

Figure 2 Product Code Lookup Program – Search by Characteristics

Component Class	Anatomical Position	Usage	Unit
<ul style="list-style-type: none"> <li>AMNIOTIC MEMBRANE</li> <li>AMNIOTIC MEMBRANE SHEET</li> <li>AMNIOTIC MEMBRANE, LARGE</li> <li>AMNIOTIC MEMBRANE, SMALL</li> <li>ANKLE</li> <li>AORTIC NON-VALVED CONDUITS</li> <li>BONE</li> <li>CADAVERIC CORTICAL BONE</li> <li>CANCELLOUS BONE CHIPS</li> <li>CANCELLOUS BONE CUBES</li> <li>CANCELLOUS BONE DOWEL</li> <li>CANCELLOUS BONE PEG</li> <li>CANCELLOUS FEMORAL KNEE SLICE</li> <li>CORTICAL FEMORAL BONE RING</li> <li>CORTICAL FEMORAL BONE STRIP</li> <li>CORTICAL SHEET</li> <li>CORTICO-CANCELLOUS FEMORAL BONE RING</li> <li>CORTICO-CANCELLOUS FEMORAL BONE STRIP</li> <li>CORTICOCANCELLOUS BONE, CRUSHED</li> <li>CORTICOCANCELLOUS BONE, GROUND</li> <li>COSTAL CARTILAGE</li> <li>COSTAL CARTILAGE PIECES</li> <li>CRANIAL PLATE</li> <li>Cleaned Frozen CANCELLOUS BONE CHIPS</li> <li>Cleaned Frozen CANCELLOUS BONE CUBES</li> <li>Cleaned Frozen CANCELLOUS BONE DOWEL</li> </ul>	<p>Granule Size</p>		

Search Exact
Search Inclusive
Clear

### Exact Search

By selecting the Exact Search button, a product exactly meeting the selected characteristics entered will display. For example, if Freeze Dried TENDON, PATELLA, HALF, SHAPED, Single, Irradiated are entered, the following product will display:

T0083 Freeze Dried TENDON, PATELLA, HALF,  
SHAPED|Single|Irradiated

### Inclusive Search

By selecting the Search Inclusive button, all products meeting the selected characteristics will display. For example, if Freeze Dried TENDON, PATELLA, HALF, SHAPED is selected (with no Attributes), the following products will display:

T0083 Freeze Dried TENDON, PATELLA, HALF,  
SHAPED|Single|Irradiated  
T0084 Freeze Dried TENDON, PATELLA, HALF, SHAPED|Single|ETO

### Search by Product Description Code

Alternatively, a product description code may be entered and the program will return the product description.

Figure 3 Product Code Lookup Program – Search by Code

The screenshot displays a software interface for searching product codes. At the top right, there is a label "ICCBBA Product Code:" followed by a text input field containing the value "T0122". Below this input field is a button labeled "Find". At the bottom left, there is a section titled "Search Result" which contains a text box displaying the result: "T0122" = Cryopreserved VALVE, AORTIC.

When using this program, retired product codes are noted at the end of the product description line. For example:

S0004 Cryopreserved HPC, MARROW|DMSO/XX/<-120C|Open|10%  
DMSO|3rd container(**Retired:01 MAR 2008**)

*Note: Because no tissue product description codes have been retired as yet, the example used is for a cellular therapy product.*

### 3.1.5 Requesting New Tissue Product Description Codes

An on-line form for requesting a new product description code for tissues is available on the ICCBBA Website. See Figure 4.

Countries are encouraged to appoint an individual or committee to manage code requests on a national basis in order to retain consistency within the country.

Codes that represent new combinations of existing Classes, Modifiers, or Attributes will generally be added on the next database update. The database is updated approximately 10 times each year.

If a new Class or Modifier, a new Attribute Group, or a new variable within an existing Attribute Group is included in the requested product description code, the request must be accompanied by appropriate definitions of the new characteristic. Requests for new characteristics will be reviewed by appropriate technical advisory groups to ensure international consensus with the terminology chosen.

New product description codes must be compatible with the existing system. If there is a question of compatibility, the request may be referred to the Standards Committee of ICCBBA.

Updates to the product description codes will be regularly posted in the password protected section of the ICCBBA Website and made apparent by a change in the Version Number of the Product Code database. Version control sheets describing the changes are published with each update.

#### 3.1.5.1 Completing the Request Form

The form for requesting new tissue codes is found on the ICCBBA Website. It is found in the Subject Area tab, under Tissues and is called Request a Code. One completed form is required for each new product description code requested.

Minimally, the request must include a Class.

Select one Class from the dropdown list.

If needed, select one Modifier from the dropdown list.

Select Attributes from each Attribute Group where a non-default value is required (only one *per* Attribute Group) from the dropdown lists.

Click on “Submit to ICCBBA”.

If a new Class, Modifier, Attribute Group, or variable within an Attribute Group is needed, please contact the ICCBBA Technical Director (tech.director@iccbba.org). A definition compatible with the format of those in the *Standard Terminology for Blood, Cellular Therapy, and Tissue Product Descriptions* must accompany such a request.

### **3.1.5.2 Submitting the Request**

Click on the “Submit to ICCBBA” button to submit the form to the appropriate individual at ICCBBA. You will receive an automated acknowledgement of the submission. Questions should be submitted to ICCBBA at [tech.director@iccbba.org](mailto:tech.director@iccbba.org).

Figure 4 On-Line Request Form

**ISBT 128**  
More than Identification

**Tissues**

ISBT 128 Basics | Subject Area | Tech Library | Registration and Licensing | About ICCBBA | Lookup Tools | Committees

[Home](#) > [Subject Area](#) > [Tissues](#) > [Request a Product](#)

*Inside this section:*  
[Tissues](#)  


---

[Technical Specification](#)  


---

[Standard Terminology](#)  


---

[Tissues Documents](#)  


---

[Request a Product](#)  


---

[Tissues Vendor](#)  


---

[Discussion Forum](#)  


---

[Published Papers](#)

Welcome pat.  
 Click here to [Logout](#)  
[Turn Admin On!](#)

[Site Map](#) | [Policies](#) | [Contact Us](#)

### Product Description Code Request Form

Form for use by facilities making requests to national representatives. [Please see instructions here.](#)  
 For new class(es), modifier(s) or attribute(s), please email the [Technical Director](#).

[List all entries.](#) \* [Export tab delimited.](#)

Facility Identification Number  \*

Contact Name  \*

Contact Email Address  \*

Class  \*

Modifier

Usage

Unit of Issue

Sterilization

Nominal Granule Size

Anatomical Position

Figure 5 Examples of Drop-Down Menus

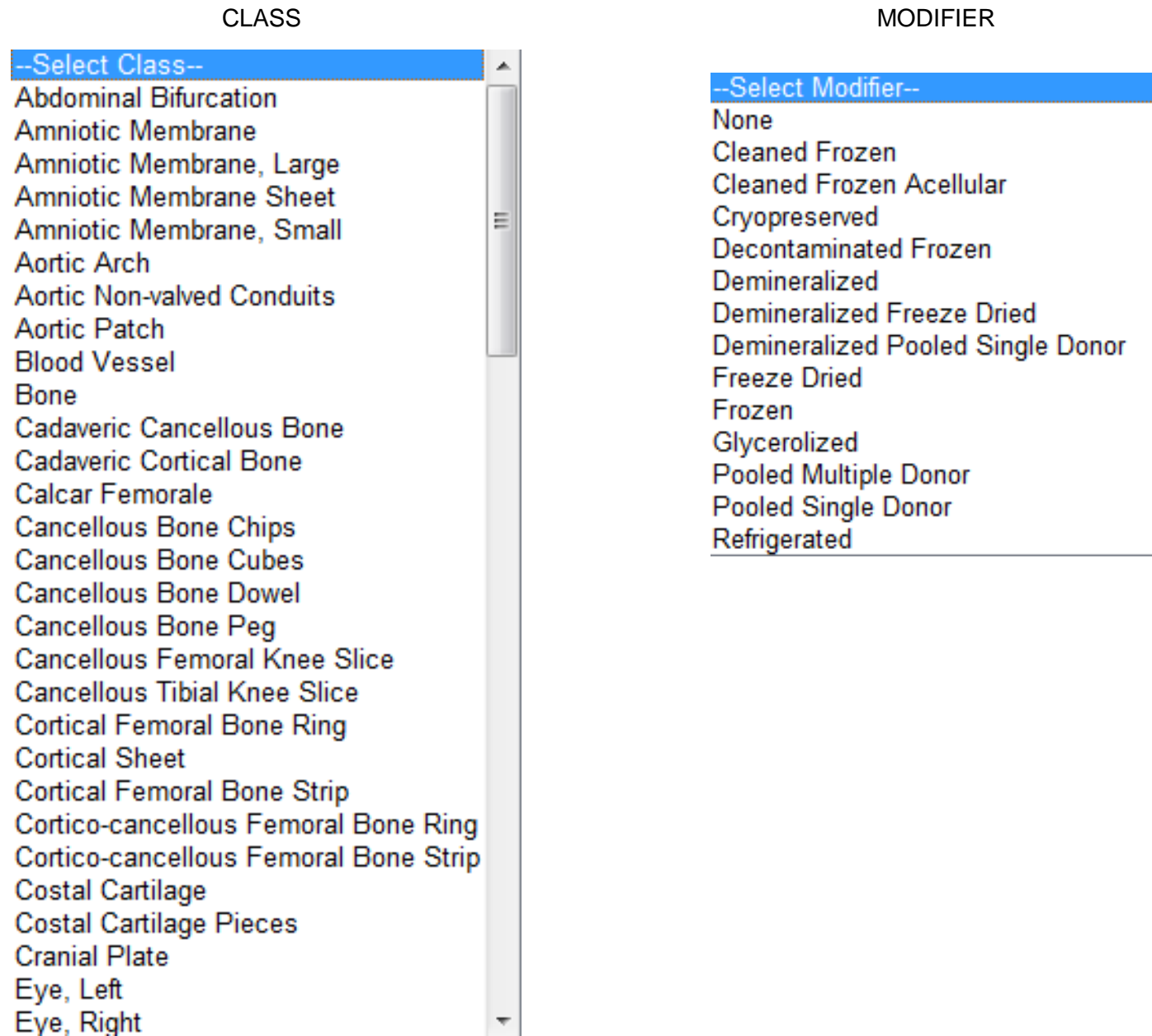


Figure 6 Examples of Attribute Drop-Down Menus

USAGE

Default: Not defined  
For further processing

UNIT OF ISSUE

Default: Not defined  
Single  
Pack

STERILIZATION

Default: Not sterilized  
ETO  
Irradiated  
Peracetic Acid

NOMINAL GRANULE SIZE

Default: Not defined  
Coarse >4<=6 mm  
Medium >2<=4 mm  
Fine <=2 mm  
Ultrafine <=1 mm  
Mixed <=6 mm  
Mixed <=4 mm  
Medium Powder >=1.2<=2.0 mm  
Fine Powder >0.1<1.2 mm

ANATOMICAL POSITION

Default: Not specified  
Default: Not specified  
Left  
Right

## 3.2 Product Codes Designated for Local or National Use

The block of product description codes, A0000-D9999, has been reserved for use as nationally or facility defined product codes. There will be no international interpretation associated with these values.

These codes should ONLY be used where there is not an appropriate international code and there is good reason why an international code should not be allocated. Local codes should be used when a product is only produced in one or a very small number of facilities. If there is any uncertainty whether the code assigned to a product should be international or local/national, the user should contact the ICCBBA office.

National agencies may elect to reserve a range of these values for national assignment. Where this is done it is the responsibility of the national agency to ensure that definitions are provided for use within the country and that products bearing such codes are not transferred outside the national boundary.

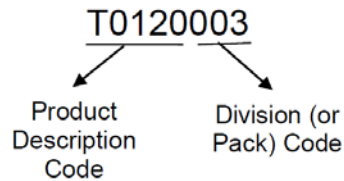
Individual facilities may also assign codes for their own use provided that these do not conflict with codes assigned at the national level. Where such codes are used, it is the responsibility of the facility to ensure that definitions are provided for use within their service region, and that products bearing such codes are not transferred outside their normal distribution network. Care should be taken in interpreting the product description from a local code as this will be specific to the supplier.

In all cases, the product definition for nationally or facility assigned codes must be retained permanently for traceability purposes. Once assigned, codes should not be reassigned.

## 4 Division or Pack Codes

The purpose of the product division or pack characters is to provide a means to uniquely identify multiple occurrences of tissue products identified with the same product description code and derived from the same donation event.

Figure 7 Product Code



Where multiple identical products result from a single donation, individual divisions are distinguished by these characters. For example:

**T0051001** Container 001 of Cleaned Frozen CANCELLOUS BONE  
CHIPS|Pack|Irradiated

**T0051002** Container 002 of Cleaned Frozen CANCELLOUS BONE  
CHIPS|Pack|Irradiated

**T0051003** Container 003 of Cleaned Frozen CANCELLOUS BONE  
CHIPS|Pack|Irradiated

**T0102001** Container 001 of Freeze Dried Skin, Small|ETO

**T0102002** Container 002 of Freeze Dried Skin, Small|ETO

When used in combination with a generic product code (T0000, Donated Human Tissue), divisions can be used to uniquely identify each product from a donation. For example, Table 12, Page 31, lists the products made from recovery of tissue from a single donor. Up to 999 such products could be uniquely identified from each donor.

Where a product is not divided, or where the division number does not need to be specifically identified, the product division characters shall be set to “000” (three zeroes).

Table 12 Products Prepared from a Single Donation Event

<b>Donation Identification Number</b>	<b>Product Code</b>	<b>Interpretation of Product Code</b>	<b>Product Information Retained in Tissue Bank Records</b>
W0000 11 123456	T0000001	Donated Human Tissue, Pack 001	Cryopreserved Valve, Aortic
W0000 11 123456	T0000002	Donated Human Tissue, Pack 002	Cryopreserved Valve, Pulmonary
W0000 11 123456	T0000003	Donated Human Tissue, Pack 003	Cryopreserved Valve, Mitral
W0000 11 123456	T0000004	Donated Human Tissue, Pack 004	Refrigerated Thoracic Aorta
W0000 11 123456	T0000005	Donated Human Tissue, Pack 005	Cryopreserved Aortic Non-Valved Conduit
W0000 11 123456	T0000006	Donated Human Tissue, Pack 006	Freeze Dried Cortico-Femoral Bone Ring
W0000 11 123456	T0000007	Donated Human Tissue, Pack 007	Freeze Dried Ground Bone, Container 1
W0000 11 123456	T0000008	Donated Human Tissue, Pack 008	Freeze Dried Ground Bone, Container 2
W0000 11 123456	T0000009	Donated Human Tissue, Pack 009	Freeze Dried Ground Bone, Container 3
W0000 11 123456	T0000010	Donated Human Tissue, Pack 010	Freeze Dried Ground Bone, Container 3